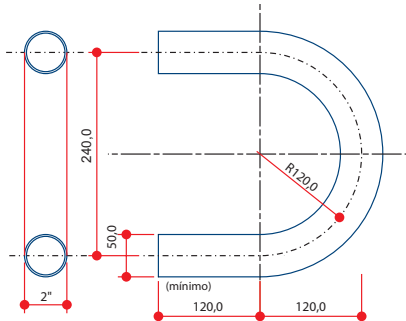


Rapidez e precisão para atender com qualidade seus projetos sob medida

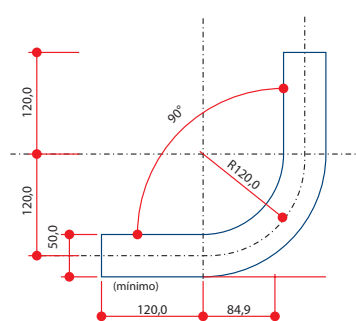


VIRADOS ATÉ 180°



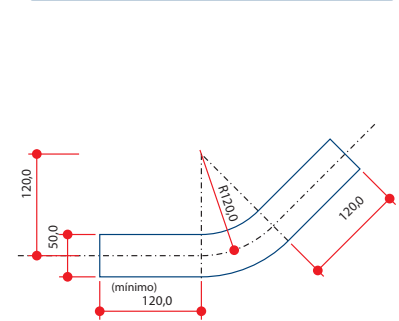
TUBO DE 2"(externo) em chapa 2,25mm

VIRADOS A 90°

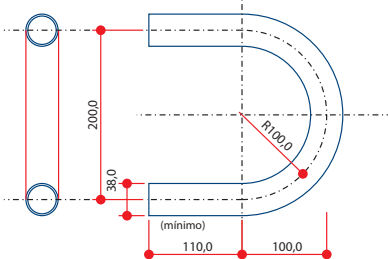


TUBO DE 2"(externo) em chapa 2,25mm

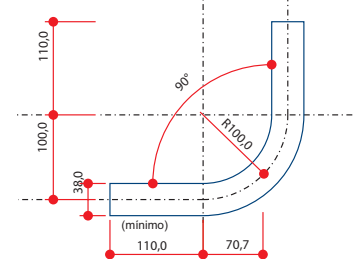
VIRADOS COM ÂNGULO ABERTO



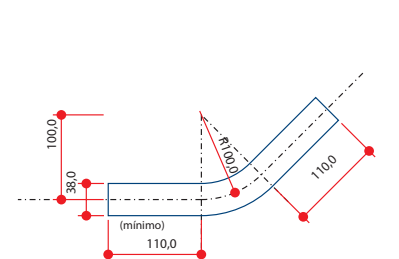
TUBO DE 2"(externo) em chapa 2,25mm



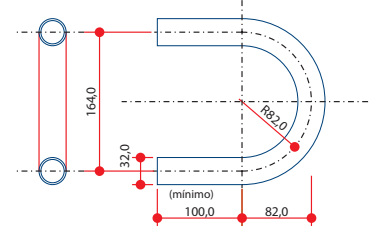
TUBO DE 1.1/2"(externo) em chapa 2,25mm



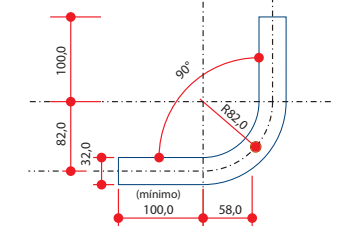
TUBO DE 1.1/2"(externo) em chapa 2,25mm



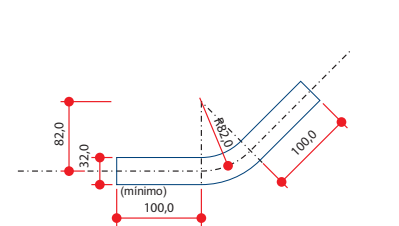
TUBO DE 1.1/2"(externo) em chapa 2,25mm



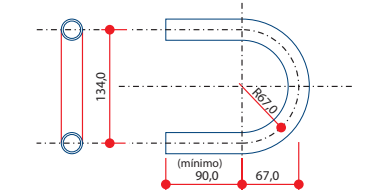
TUBO DE 1.1/4"(externo) em chapa 2,25mm



TUBO DE 1.1/4"(externo) em chapa 2,25mm

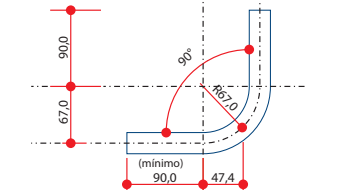


TUBO DE 1.1/4"(externo) em chapa 2,25mm

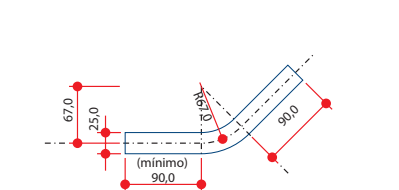


TUBO DE 1"(externo) em chapa 2,25mm

* Sob encomenda



TUBO DE 1"(externo) em chapa 2,25mm



TUBO DE 1"(externo) em chapa 2,25mm